

Model 2206RB-14-7DD

FULLY AUTOMATIC, DIRECT DRIVE
WALKING FOOT

WITH
DIRECT DRIVE

FULLY AUTOMATIC FUNCTIONS with DISPLAY

AUTOMATIC LUBRICATION SYSTEM


MANUAL & AUTOMATIC REVERSE WITH KNUCKLE SWITCH

LARGE BOBBIN AND HORIZONTAL AXIS HOOK (SIDE LOAD)

3 S.P.I. (8mm) STITCH LENGTH

LOCKING STITCH REGULATOR

STANDARD PRESSER FEET FITTINGS



Large Workspace

14" Horizontal (355 mm)

5.9" Vertical (150 mm)

**DIRECT DRIVE
HEAVY DUTY
SINGLE NEEDLE
TRIPLE FEED:
DROP FEED, NEEDLE FEED
AND ALTERNATING
(WALKING) PRESSER FEET
LOCKSTITCH MACHINE**


Model 2206RB-14-7DD

APPLICATIONS


- For sewing light to heavy-weight fabric, canvas, leather, vinyl, synthetics and various laminated and coated materials
- Designed for stitching such products as auto, boat and furniture upholstery, tarpaulins, covers, awnings, tents, handbags, luggage, sports and camping equipment, outdoor clothing, footwear, orthopedic appliances, ballistic armor, parachute containers, etc.

FEATURES


- Direct Drive Motor (*no belt connection required*)
- Fully automatic functions including automatic electric foot lift
- Automatic lubrication system
- Large bobbin and horizontal axis hook (*side load*)
- Compound feed, walking foot with alternating presser feet
- Built-in adjustment for changing step height between inside and outside presser feet
- **New:** Presser feet connecting rod which allows for presser feet to alternate more efficiently
- **New:** Top thread electric clamping system for trimming
- Automatic Thread Trim Function
- Built-in bobbin winder
- Locking stitch regulator
- Safety-type handwheel
- Stitch length indicator on outside of machine
- All sizes of cording feet available
- Standard presser feet fittings
- Standard attachments easily installed



Display and Control Panel, Direct Drive motor built in.



Simple Trim Mechanism




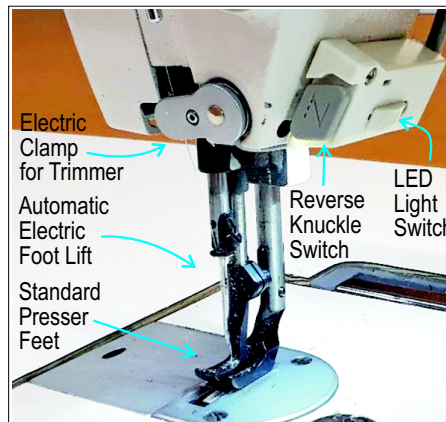
Electric Trim Motor

SPECIFICATIONS

2206RB-14-7DD

Speed, Max. (S.P.M.)	* 3000
Clearance Under Foot	33/64" (13 mm)
Stitch Length, Max.	3 s.p.i. (8 mm)
Needle	135 x 17
Bobbin Pre-wound	M
Work Space	14" Horizontal (355 mm) 5.9" Vertical (150 mm)
Stitch Type	301
Power	110 v / 220 v

* Speed depends on thread, material and operation.



Automatic Oil Pump