



**CONSEW** Since 1898

# Model 744R SERIES


WITH  
EXTRA LARGE BOBBIN AND VERTICAL AXIS HOOK  
CENTRALIZED ARM LUBRICATION  
RESERVOIR-OILED HOOK) WITH MICROMETRIC CONTROL VALVE  
PRESSER FOOT LOCKING LEVER • PUSH BUTTON STITCH REGULATOR  
REVERSE FEED • SAFETY CLUTCH  
BUILT-IN BOBBIN WINDER  
FRONT HANDWHEEL (ON 30" ARM) • (PULLER OPTIONAL)  
ONE PIECE UPPER CASTING  
EASY TO CONVERT BETWEEN 1 AND 2 NEEDLE



Model 744R-30



Model 744R-20



Model 744R-10

**EXTRA HEAVY DUTY  
SINGLE NEEDLE  
DROP FEED, NEEDLE FEED  
(COMPOUND FEED)  
ALTERNATING PRESSER FEET  
LOCKSTITCH MACHINE  
AVAILABLE IN ARM SIZE 12", 20" & 30"**

With optional purchase of the 2 needle assembly,  
machine can be converted between 1 and 2 needle operation

# 744R SERIES

## APPLICATIONS

- Suitable for sewing extra heavyweight materials such as canvas, vinyl, leather, synthetics and various coated, laminated and rubberized fabrics.
- Designed for stitching such products as tents, tarps, awnings, truck covers, auto, marine and furniture upholstery, sails, matting, carpets, polishing wheels, mops, luggage, construction barriers, field covers, divider curtains, fabric structures and heavy bulky products.

## FEATURES

- Compound feed, walking foot mechanism insures positive and even feeding of the material.
- Safety clutch protects the hook(s) from being damaged in case of accidental strain
- Reverse feed operated by foot pedal
- Centralized arm lubrication
- Reservoir-oiled hook(s) with micrometric control valve
- Presser foot locking lever
- Built-in bobbin winder
- Push button stitch regulator
- Extra heavy duty top shaft with four ball bearings for support
- Extra large bobbin(s) and vertical axis hook(s) for use of heavy thread; also allows for long operation between bobbin changes
- High lift
- Front handwheel (on 30" arm) allows for easy positioning of the needle(s)
- 744RP is available with optional factory-installed, bottom driven, feed-synchronized puller. Puller mechanism is completely concealed and does not restrict work space. 744RP is a non-stock item.



**744R  
Needle  
Assembly  
Detail**



## MODELS AVAILABLE

SINGLE NEEDLE	BED SIZE	WORK SPACE
744R10	20-7/16" x 9-1/16" (519x230mm)	12" (305mm)
744R20	33-5/16" x 9-1/16" (846x230mm)	20" (508mm)
744R30	43-5/16"x9-1/16" (1100x230mm)	30" (762mm)

## SPECIFICATIONS

Speed, Max. (S.P.M.)	1500 *	Bobbin	70141
Clearance Under Foot	25/32" (20mm)	Pre-Wound Bobbin	58
Needle Bar Stroke	1-27/32" (46.8mm)	Hook	70140
Stitch Length, Max.	25/64" (10mm)	Stitch Type	301
Needle: 744R10	DD-H14		
744R20 / 744R30	7 x 3 (DYx3)		

\* Speed depends on operation, material and thread.