

Since 1898
CONSEW®

Model 733R-6

(Replaces Model 733R-5)

Model 733R-6AL(N) with air powered reverse and presser footlift

Also available: 733R-6-36 featuring 36" long arm

WITH

EXTRA LARGE, LONG-BEAK


OSCILLATING SHUTTLE HOOK AND BOBBIN

EXTRA HIGH FOOT LIFT– ($1\frac{11}{32}$ " - 34 mm)


TWO ROW FEEDER

REVERSE FEED

* Needle Bar for 6X3 is available
and sold separately



Detail of 733R-6 showing
the two row feeder and
the $1\frac{11}{32}$ " extra high foot lift



733R-6-36 featuring 36" long arm

Note the support braces above and below the arm

EXTRA HEAVY DUTY
LONG ARM
SINGLE NEEDLE
DROP FEED
ALTERNATING
PRESSER FEET
LOCKSTITCH MACHINE

Models 733R-6

Model 733R-6AL(N) with air powered reverse and presser footlift

Also available: **733R-6-36** featuring 36" long arm

APPLICATIONS

- For stitching extra heavy-weight materials. Can sew up to size Tex 556 cord (thread.)
- Designed for such operations and products as extra heavy duty harnesses and slings (*can sew up to 18,000 lb strength webbing*), safety and logging belts, cargo slings, tents, sails, tarpaulins and covers, fabric structures, construction barriers, buffing wheels, parachutes, balloons, industrial bags, boot stitching, book binding

FEATURES

- Synchronized upper and lower feeding mechanism assures uniform stitching
- Alternating presser feet
- Steel insert for take-up hinge
- Reverse stitching - hand or foot operated
- Stitch regulator - hand or foot operated
- Presser foot lift - hand or foot operated
- 1^{11/32} inch presser foot lift (*Can sew up to 6 plies of webbing*)
- Two row feeder
- Two stitches to the inch
- Stitches per minute - 550
- Extra large vertical and horizontal workspace, oscillating shuttle, hook and bobbin
- Belt guard
- Design to sew Cordura and Dyneema material, up to 18,000 lb strength webbing and can use up to size Tex 556 cord (thread.)



733R-6

featuring improvements allowing for use of thicker thread and heavier materials

- 1-11/32" (34mm) needle clearance
- More leverage on presser foot lifter for easier lifting
- Now comes with bobbin spindle adapter already installed for pre-wound bobbins

Along with modifications/improvements to

- Needle Plate
 - Center Foot
 - Needle Bar Clamp
 - Shuttle Driver
 - Stitch Regulator Limiting Pins
- and other modifications aimed at smoother running with heavier threads and materials.*



733R-6 machines have air cylinders to drive the footlift and reverse

SPECIFICATIONS 733R-6

Speed, Max. (S.P.M.)*	550	Hook	35224
Clearance Under Foot	1 ^{11/32} " (34 mm)	Bed Size	10" x 26 ^{1/4} " (258 x 655 mm)
Needle Bar Stroke	2 ^{3/32} " (53 mm)	Work Space	16 ^{1/4} " (413 mm)
Stitch Length, Max.	2 s.p.i. (13 mm)	Stitch Type	301
Needle	1000 or 1000H	Weight	231 lbs. (105 kg.)
Needle Bar for 6X3 is available and sold separately			
Bobbin	Metal		
	Pre-wound		

* Speed depends on operation, materials and thread