

**DIRECT  
DRIVE**

**NEW**

**FULL  
AUTO  
FUNCTION**

**LARGE  
BOBBIN**

**CONSEW** Since 1898

**Model 7360RBL-18-7DD**


**Long Arm with 18" Working Space**

**Model 7360RBL-25-7DD**

**Long Arm with 25" Working Space**

## FEATURES

- Built-In Direct Drive 110v Motor or 220v Motor
- Digital Controls
- Full Automatic Functions include: Auto-Trim, Footlift, Reverse and Stitch Counting
- Large hook and bobbin
- Side load bobbin - easy access
- Built-in bobbin winder.
- Needle positioning with convenient button to position needle up/down/jog
- With Locking Pin to avoid unequal stitches caused by feed regulator vibration
- Advanced Oiling System
- Needle bar designed to require minimal lubrication with oil retraction system
- Variable speed control and maximum speed settings
- Reverse knuckle switch (inseam tack button)
- Advanced programmed stitching



**HIGH SPEED  
SINGLE NEEDLE  
LOCKSTITCH MACHINE  
FULL AUTOMATIC FUNCTIONS  
SERVO MOTOR DIRECT TO TOP SHAFT  
NEEDLE POSITIONING • LARGE BOBBIN**

# Model 7360RBL-18-7DD    Model 7360RBL-25-7DD



## APPLICATIONS

- For sewing light to medium weight materials such as cloth, synthetics, vinyl, canvas
- Suitable for stitching operations on such products as wearing apparel, gloves and other travelware accessories, clothing, foundation garments, auto and boat covers and tops, parachute material

## FEATURES

- Built-In Direct Drive 110v Motor or 220v Motor
- Digital Controls
- Full Automatic Functions include: Auto-Trim, Footlift, Reverse and Stitch Counting
- Large hook and bobbin
- Side load bobbin - easy access
- Built-in bobbin winder.
- Needle positioning with convenient button to position needle up/down/jog
- With Locking Pin to avoid unequal stitches caused by feed regulator vibration
- Advanced Oiling System
- Needle bar designed to require minimal lubrication with oil retraction system
- Variable speed control and maximum speed settings
- Reverse knuckle switch (inseam tack button)
- Advanced programmed stitching

Built-in Bobbin Winder




Standard Interchangeable Presser Feet

## SPECIFICATIONS

Max sewing speed *	Up to 3,500 s.p.m.	
Presser Foot Lift	By hand	7 mm
	By knee	14 mm
Max stitch length	8 mm	
Needle bar stroke	37 mm	
Needle size	16 x 257	
Side Load Bobbin	Large "M" size	

\* Speed depends on operation, materials and thread



Built-In, Direct Drive Motor

Digitally Controlled Functions