



CONSEW^{Since 1988}

CON-SERV Servo Motors

Models CSM1000 / CSM1001 SERIES...

See complete list of models below.

3/4 HP (600 Watt) Brushless Servo Motors
Energy Efficient – Saves up to 70% Electricity

Speed: 0–4,200 RPM

- **NO NOISE** WHEN MACHINE IS NOT RUNNING
- **NO VIBRATION** WHEN MACHINE IS NOT RUNNING
- **DRAWS MINIMAL ELECTRICITY** WHEN MACHINE IS NOT RUNNING
- Uses the same mounting holes as a clutch motor
- High Torque D.C. Electronic Servo Motor
- Easy to adjust speed & motor direction with buttons
- No clutch disc
- Adjustable belt tightener
- Belt guard, pulley & mounting hardware included
- Light weight Approx. 10 - 12 lbs (5 kgs)
- Starts-up at low speed
- Works well on heavy duty machines




CSM1000 Servo Motor - Complete Setup

Includes power cord and plug (not shown.)

Some CSM Models come with Needle Positioner (Synchronizer)

See chart at right...



Note:
Motors work with or without Synchronizer.

SPECIFICATIONS / MODELS AVAILABLE

MODEL	AC VOLTS	SYNC	FOOT LIFT	SPEED (RPM)	WATTS	HP
CSM1000	110	–	–	0-4200	550	3/4HP
CSM1001	110	YES	–	0-4200	550	3/4HP
CSM2000	220	–	–	0-4200	550	3/4HP
CSM2001	220	YES	–	0-4200	550	3/4HP
CSM3000	110	–	–	0-3600	750	1 HP
CSM3001	110	YES	–	0-3600	750	1 HP
CSM3002	110	YES	YES	0-3600	750	1 HP
CSM4000	220	–	–	0-3600	750	1 HP
CSM4001	220	YES	–	0-3600	750	1 HP
CSM4002	220	YES	YES	0-3600	750	1 HP

All motors are Single Phase




CONSEW Since 1988


by Consew **PREMIER CSM550-1**

Also available in 220 volt: **CSM550-1/220V**

550 WATT ELECTRONIC SERVO INDUCTION MOTOR



Adjustable speed
(0 – 3600 r.p.m.)



Adjustable Rotation
(Forward/Reverse)

On/Off
Switch

Built-in
Light
Socket

FEATURES

- Energy efficient circuitry saves electricity costs
- Quiet operation, silent when in stopped position
- Uses the same mounting holes as a clutch motor
- High Torque D.C. Electronic Servo Motor
- Switch, Cord and Plug included
- Easy to adjust speed with the Control Knob
- Reversible with Switch
- No clutch or brake disc required
- Lightweight: 15.5 lbs. (17 lbs. shipping weight)
- Belt guard, pulley and mounting hardware included
- 110V light adapter
- Vibration Free operation
- Also available in 220V (Model CSM550-1/220V)

SPECIFICATIONS

MODEL: CSM550-1

POWER: 550 Watts
¾ Horsepower

VOLTS: 110 V

AMPS: 5 A.

FREQ: 60 Hz

PHASE: SINGLE

RPM: 0-3600



COMPLETE
HARDWARE
INCLUDED

Note: The Premier CSM550-1 is the recommended replacement for discontinued models Premier CSM550 and Premier CSM400.