



LARGE WORKSPACE



CONSEW® Since 1898

Models P1565RB series

TWO NEEDLE with **SPLIT NEEDLE BAR**


Designed for automotive, marine, leather, canvas and general upholstery.

P1565RB-14 / P1565RBL-18 / P1565RBL-25
14" 18" 25"

Plain Machine - Motor, Stand, Table needed.

with

- Split Needle Bar for Angular Stitching
- Large Top Load Bobbins
- Built-in Bobbin Winder
- Semi-Automatic Oiling
- Walking Foot
- Climbing Device
- Reverse



WALKING FOOT
Double Needle
Split Needle Bar
 ANGULAR STITCHING

High Speed
 Two Needle
 with Split Needle Bar
 Walking Foot
 Lockstitch
 Machines

Designed for automotive, marine, leather, canvas and general upholstery.

SPECIFICATIONS

Speed, maximum: 2500 - 3000 spm *

Stitch Length; Max. 9mm Adjustable

Presser Foot Lift: Hand- 9 mm

Knee- 16mm

Needle: 135 x 17

Bobbin: U or S

Work Space: 14"(355 mm)

18"(457 mm)

25"(635 mm)


Lubrication: Semi-Automatic

Needle Gauges: 1/4" to 1"


(Custom gauges also available)

Power: 110 or 220 v. 1-Phase

* Speed depends on thread, material and operation.



SPLIT NEEDLE BAR



Optional for the P1510RB, P1560RB & 1565RB series plain belt-driven machines.

Automatic Footlift Kit (complete) part# 285A1510

*To be used with Consew motors
CSM3002 and CSM4002*



Back of P1560RB-14 showing the Footlift Air Lines and Air Cylinder.

*Single solenoid
setup includes...*

FootLift Air Cylinder



285A1510



Single
Electric
Air Switch
Solenoid
Valve

Air
Regulator
with
Dryer