



CONSEW Since 1898

Model SK-2RL-20


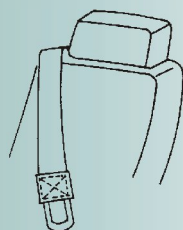
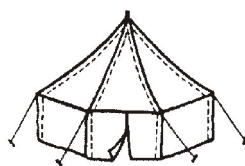
LONG ARM - 20" workspace

HEAVY DUTY, SINGLE NEEDLE
DROP FEED, ALTERNATING PRESSER FEET
LOCKSTITCH MACHINE

- Large rotary hook and bobbin
- **Reverse feed**
- Heavy duty upper (alternating presser feet) and lower feeding mechanism ensures even feeding of materials being sewn
- Extra large needle
- Heavy-weight balance wheel

For extra heavy-duty sewing such as heavy-weight leather, canvas, vinyl.

For sewing leather harness, traveling bags, tents, seats, safety belts...



SPECIFICATIONS

Speed, Max. (S.P.M.)	1200*
Clearance Under Foot	33/64" (13mm)
Needle Bar Stroke	2" (50.8 mm)
Stitch Length, Max.	2 s.p.i. (14 mm)
Needle	214 x 1
Stitch Type	301

* Speed depends on materials, thread and operation

Extra Heavy Duty, Single Needle
Lower & Upper Feed, Drop Feed
Alternating Presser Feet
Lockstitch Machines
with
Large Rotary Hook and Bobbin
& Reverse