

CONSEW Since 1898

CHAINSTITCH

LONGER STITCH

Available: "S" Series
2-1/2 S.P.I. (10mm)


Models

3321/3322/3323
3324/3325/3326

MODELS 3321P/3322P/
3323P/3324P/3325P/3326P
are equipped with the optional
Puller Feed Device

WITH
SIMPLIFIED LOOPER THROW-OUT
SAFETY BALANCE WHEEL

**ALSO AVAILABLE:
3400 SERIES
CYLINDER BED
MACHINES**



Model 3324-P End View
Showing Optional
Racing Puller



Model 3321



Long Arm Versions
available as a special order

**HIGH SPEED
DROP FEED, NEEDLE FEED
(COMPOUND FEED)**

**WALKING PRESSER FEET
DOUBLE CHAINSTITCH MACHINES**

1 - 2 - 3 - 4 - 5 - 6 NEEDLE VARIETIES

Models 3321/3322/3323/3324/3325/3326

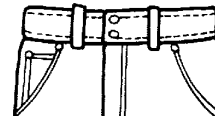



APPLICATIONS

- For sewing medium to heavy weight fabrics such as vinyl, leather, canvas, denim, synthetics and various coated and laminated materials
- Suitable for stitching operations on such products as awnings, tents, tarpaulins, auto, marine and furniture- upholstery, auto interiors, auto tops, handbags, luggage, belts, curtains, draperies, bed spreads, blankets, bathing trunks, boxer shorts, trousers, uniforms, walking shorts, jackets, work clothes, slippers, women's shoes, canvas shoes, sports equipment, carpets, mattresses, mattress pads, gloves and numerous other articles
- Machines can be used for seaming, binding, welting, banding, bibbing, lap seam felling and taping with appropriate attachments

FEATURES


- Simplified looper throw-out
- Easy accessibility for threading loopers
- Compound feed, walking foot mechanism ensures even feeding of article being sewn
- No bobbin winding or changing
- Attachments easily installed
- Stitches per minute – 4000*
- Special order up to 25" long arm



Closeup of 3321

CONFIGURATIONS

Number of Needles	Model	Model with Puller	Special Large-Stitch Model
Single	3321	3321P	3321S
Two	3322	3322P	3322S
Three	3323	3323P	3322S
Four	3324	3324P	3324S
Five	3325	3325P	3325S
Six	3326	3326P	3326S



Model 3324 - Closeup of the four needles

SPECIFICATIONS

Speed, Max. (S.P.M.)*	Without Puller With Puller	4000 3000	(S Series) 2500
Clearance Under Foot		5/16" (8mm)	5/16" (8mm)
Needle Bar Stroke		1-11/32" (34 mm)	1-11/32" (34 mm)
Stitch Length, Max.		3 s.p.i. (8.5 mm)	2-1/2 s.p.i. (10 mm)
Needle		62 x 59	62 x 59

* Speed depends on thread, material and operation.

Looper	20301
Bed Size	7" x 20-3/8" (177 x 518 mm)
Work Space	10-5/8" (270 mm)
Needle Distances	3/16" (4.7 mm) – 2" (50.8 mm)
Stitch Type	401



CLINTON INDUSTRIES
"SERVING THE SEWING INDUSTRY SINCE 1954"

Optionally available from
Clinton Industries:
Automatic Foot Lift
and Automatic Puller Lift