

Since 1898
CONSEW®

Models 339RB-4 / 339RBL-25


DOUBLE NEEDLE

WITH
CENTRA-LUBE®
SEMI-AUTOMATIC LUBRICATION SYSTEM
LARGE VERTICAL AXIS HOOKS AND BOBBINS
2½ S.P.I. (10mm) STITCH LENGTH
REVERSE FEED
SAFETY CLUTCH



**LARGE
BOBBIN**


Top
Load
Hook



Built-in bobbin winder

640mm (25")

Added
Arm
Support

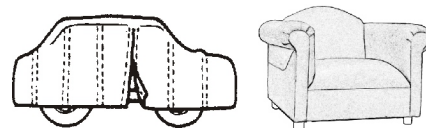


339RBL-25



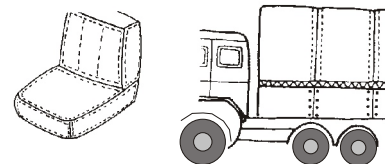
**HEAVY DUTY
TWO NEEDLE
LOCKSTITCH MACHINE
DROP FEED, NEEDLE FEED and
ALTERNATING (WALKING) PRESSER FEET**

Models 339RB-4 / 339RBL-25



APPLICATIONS

- For sewing light to heavy-weight materials such as leather, vinyl, upholstery, synthetics, canvas, vinyl and various coated and laminated products
- Designed for stitching such products as auto, boat and furniture upholstery, tarpaulins, covers, sails, tents, camping trailer covers, awnings, umbrellas, tops, bags, luggage, handbags, travelware accessories, sports and camping equipment, wearing apparel, outdoor clothing, canvas shoes, slippers, orthopedic appliances, etc.
- Suitable for double needle seaming, binding, taping and piping operations



FEATURES

- Two needle mechanism readily makes two parallel lines of stitches
- Compound feed, walking foot mechanism insures even feeding of material
- Large hooks and bobbins assures longer operation between bobbin changes
- Centra-Lube® semi-automatic lubrication system
- Automatic hook lubrication
- Oil fed take-up
- Simple adjustment permits raising and lowering of the center foot which allows for sewing different thicknesses of material
- Safety clutch protects the hooks from being damaged
- Various needle gauges available
- Synchronized puller available (add suffix -P)

Available Option: Adjustable, spring-loaded, retractable, SWING ARM GUIDE. (Works on both 1 or 2 needle machines.)



- 339RB-4** – Large hooks and bobbins and reverse feed / Long Stitch – 2½ S.P.I.
- 339RBL-25** – Large hooks and bobbins, reverse feed and LONG ARM/Long Stitch – 2½ S.P.I.
- 339RBL-USA** – Special order, custom made in USA, up to 30" LONG ARM

SPECIFICATIONS

Speed, Max. (S.P.M.) *	339RB-4	3000
	339RBL-25	2400
Clearance Under Foot		9/16" (14mm)
Needle Bar Stroke		1-5/16" (33 mm)
Stitch Length, Max.	339RB-4	2½ s.p.i. (10 mm)
	339RBL-25	2½ s.p.i. (10 mm)
Needle		135 x 17
Bobbin	Metal	15041
	Pre-wound	S or U

Optionally available from Clinton Industries:
Automatic Footlift and Automatic Backtack

Footlift for RB

Footlift for RBL

Backtack

Hook		15502
Bed Size	339RB-4	7" x 20-3/8" (177 x 518 mm)
	339RBL-25	7" x 28-1/4" (177 x 718 mm)
Work Space	339RB-4	10" (258mm)
	339RBL-25	25" (640 mm)
Standard Needle Spacing		1/4" (6.4 mm)
Available Needle Spacings		1/8" (3.2mm) – 1-1/2" (38.1mm)
Stitch Type		301
* Speed depends on operation, material and thread		