



**MAKES  
DOING COMPLEX  
STITCH PATTERNS  
A SIMPLE TASK**

Since 1898  
**CONSEW**<sup>®</sup>

## Model CM-1900SS

for **STANDARD MATERIAL**  
with 30mm x 40mm sew field  
100 Preset sewing patterns

## Model CM-1900HS

for **STANDARD and HEAVY MATERIAL**  
with 30mm x 40mm sew field  
100 Preset sewing patterns

## Model CM-1900HS-XL

for **STANDARD and HEAVY MATERIAL**  
with extra-large 50mm x 60mm sew field  
**ROLL-IN TUCK FEATURE**  
Programmable Sewing Patterns

**Fully Automatic, Direct Drive  
Computer Controlled, Single Needle  
Bartacking Machines**

*With*

Programmable sewing patterns  
Large internal pattern storage  
USB port for additional pattern storage  
LED needle light

Only available with 220 Volt 1 phase motor.  
(110 V converters are sold separately.)



Model  
CM-1900HS

#### **THREAD CAPABILITIES:**

69 and 92 standard.  
On the SH and SH-XL machines,  
138 and 207 thread can be sewn with  
an optional pneumatic thread tension.

#### **OPTIONS:**

Custom clamps and programming  
for a variety of applications  
are readily available

Model  
CM-1900SS



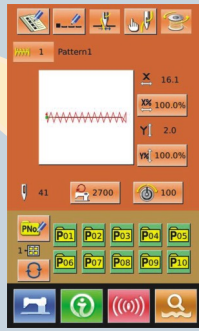
Model  
CM-1900HS-XL



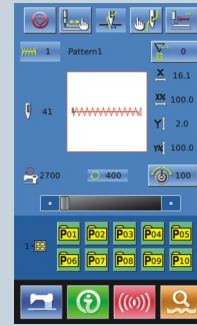
*Actual machines may differ from pictures as  
to color, location of controls and clamp size  
due to model updates, but the machine's  
capabilities remain the same or better.*

# The CM-1900 series machines from Consew...

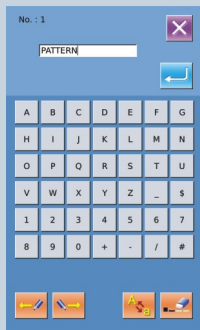
## AS EASY AS 1. 2.. 3...



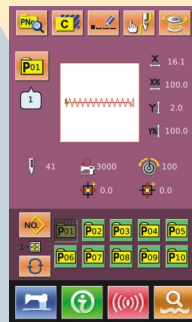
1. Power on
2. Select Pattern
3. Start sewing



## Advanced Settings, Program Uploads and Adjustments

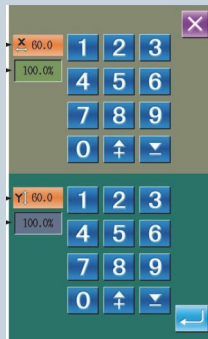
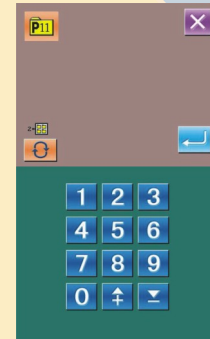


Enter custom names for patterns so you can recognize them for easy recall



Organize Patterns into 5 folders of up to 10 patterns each

Pattern Uploading and Saving  
Access up to 999 patterns using the USB interface

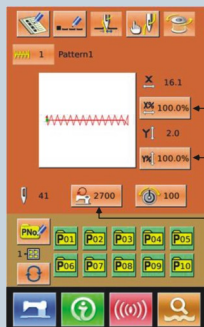


Easily change the pattern dimensions



Easily set your Maximum Speed between 400 ~ 2700 spm

Custom clamps and programming for a variety of applications are readily available.



Ability to save your custom scale and speed settings for individual patterns



### THREAD CAPABILITIES

TEX40 up to TEX90 standard on the HS and HS-XL machines.  
TEX135 up to TEX210 thread can be sewn with optional pneumatic thread tension.



**Models CM-1900SS, CM-1900HS, CM-1900HS-XL**  
**BARTACKING / SPECIAL STITCH MACHINES**

Patterns						

**Custom  
clamps and  
programming  
for a  
variety of  
applications  
are readily  
available**



Main Office  
**400 Veterans Blvd.**  
**Carlstadt, NJ 07072**  
 e-mail: [consew@att.net](mailto:consew@att.net)  
 web: [www.consew.com](http://www.consew.com)

CONSOLIDATED SEWING MACHINE CORP.  
 INDUSTRIAL SEWING & CUTTING EQUIPMENT

Toll Free: **800-221-8494**

Tel: **212-741-7788**

Fax: **212-741-7787**

Miami Branch Office  
 10850 N.W. 30th St.,  
 Miami, FL 33172  
 Tel: 305-471-0200  
 Fax: 305-471-0243

West Coast Branch Office  
 2320 South Hill St,  
 Los Angeles, CA 90007  
 Tel: 213-745-8844  
 Fax: 213-745-8855

Introducing  
 the **CM-1900**  
 Series

**SUPER**  
**EASY TO USE**  
**PROGRAMMABLE**  
**BARTACKERS**

**Sept 1, 2024**

©2024 Consew USA -0924

## Model CM-1900SS, CM-1900HS, CM-1900HS-XL BARTACKING / SPECIAL STITCH MACHINES

### FEATURES

- Direct Drive Motor (*no belt connection required*)
- Stitch data contained in a pattern number can be easily changed by using the pattern enlargement / reduction function. Just enter the scale ratio through the operating screen.
- The CM-1900SS and CM-1900HS come with 100 pre-programmed stitch patterns and you can program custom patterns yourself.
- The CM-1900HS-XL can be programmed with up to 200 stitch patterns.
- The USB port on the operating panel provides easy storage of important data and access to saved patterns.
- CM-1900HS-XL model comes with a roll-in tuck feature. Tucks top tread underneath when starting
- Standard attachments can be easily installed
- Semi-dry head Lubrication (*Hook: minute-quantity lubrication*)

- Diamond-like needle bar coating (DLC). Advanced needle cooling system
- Active Tension (AT). Electronically controlled digital tension
- Only available 220 Volt 1 phase. (110 V transformers are sold separately)
- Optional: Air presser foot (clamp) lifter. (*Requires compressed air*)
- Custom clamps and programming for a variety of applications are readily available.

### APPLICATIONS

- Large sewing area allows sewing of complex sewing patterns such as lengthwise bartacking.
- Designed to sew such products as auto, boat and furniture upholstery, tarpaulins, covers, awnings, tents, handbags, luggage, sports and camping equipment, outdoor clothing, footwear, orthopedic appliances, ballistic armor, parachute containers, light to heavy webbing, military gear, backpacks, ropes, netting, etc.

	CM-1900SS	CM-1900HS	CM-1900HS-XL
Speed, Max. (S.P.M.)*	3000	2700	2500
Clearance Under Foot	33/64" 13mm (17mm with reverse-rotation needle-up function)	33/64" 13mm (17mm with reverse-rotation needle-up function)	12mm
Stitch Length	0.1~12.7mm	0.1~12.7mm	0.1~12.7mm
Needle	DPX17 standard, DPX5 optional	DPX17 standard, DPX5 optional	DPX17 standard, DPX5 optional
Sewing area	30mm (W) × 40mm (L)	30mm (W) × 40mm (L)	50mm (W) × 60mm (L)
Hook	Standard shuttle hook	Standard shuttle hook	Standard shuttle hook
Power	220 v <i>Optional 110v converter sold separately</i>	220 v <i>Optional 110v converter sold separately</i>	220 v <i>Optional 110v converter sold separately</i>

\* Speed depends on thread, material and operation.

Specifications and machines appearance subject to change without notice.

©2024 Consew USA -0924