



The 918 Series: Straight Knife Cutting Machines: 918-6 / 918-8 / 918-10 / 918-12


Model 918-6
6" Cutter
Black 750W



Model 918-8
8" Cutter
Black 750W



Model 918-10
10" Cutter
Black 750W



Model 918-12
12" Cutter
Black 750W



With extraordinary power and unparalleled efficiency the CONSEW 918 series straight knife cutting machines are designed with maximum durability. The 918 is capable to cut through heavy material or an increased ply.

The 918 series is available in sizes 6", 8", 10" and 12" models and uses commonly available knives, abrasive bands and most parts made for the Eastman and Brute All Consew products are made to the highest quality standards.

SPECIFICATIONS:
Model Number-Blade Size
and (Cutting Capacity)

| | |
|----------------|-------------------|
| 918-6" | (4-1/2" - 110mm) |
| 918-8" | (6-1/2" - 160mm) |
| 918-10" | (8-1/2" - 210mm) |
| 918-12" | (10-1/2" - 266mm) |

Also available in 220 v.

Specifications subject to change without notice.

web: www.consew.com

©2024 Consew USA -0224