

The UPHOLSTERY SUPPLIES CATALOG

THE MOST POPULAR ITEMS YOU NEED!

SEWING ACCESSORIES



UDC COUNTER

MG1 MAGNETIC GUIDE




TOP




BOTTOM



RC2 RING KNIVES



WB1-3C NEEDLE THREADER



25878 T-GUIDE

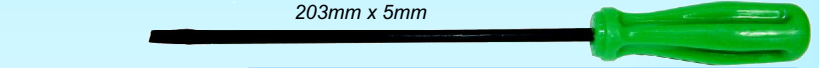


HA3 AWL

SEWING MACHINE TOOLS

All of these are Flathead screwdrivers.


SC1-L LONG SCREW DRIVER *Ideal for needle plate screws*
203mm x 5mm



SC1-P SCREW DRIVER *All Purpose*
80mm x 4.2mm


SC2 Screwdrivers *All Purpose (set of two)*
60mm x 4.2mm

SCS2 Screwdrivers *Set of two: Ideal for needle set screw and for bobbin tension screw*
51mm x 2.1mm
36mm x 2.1mm




Mitchell No. 50 EMERY CORD

Used to smooth needle plates and pressure feet holes (Other sizes available in Round or Flat.)



BR1 BRUSH



BR2 BRUSH

MEASURING



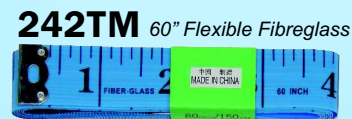
W606 *Lufkin retractable Tape Measures*



W616



218TM *60" Flexible Plastic*



242TM *60" Flexible Fiberglass*



UMD *Stitch Length measuring Tool*



TM21

Adhesive backed tape (36" repeats 20 times)

Also available in Metric: TM21M


Fairgate 23-124



Fairgate 12-124




Fairgate 50-124



All other sizes of Fairgate Rulers are available

C-THRU RULERS



Wescott B-85

Lots of other models available.

SCISSORS • CLIPPERS • SEAM RIPPERS

SMOOTH-CUT[®] by CONSEW

STAINLESS STEEL
BRASS NUT
SOLID CORE THUMB HANDLE
ERGONOMIC, FLEXIBLE BOTTOM HANDLE
Precision made for smooth action
Smooth-Cut's ergonomic design works well with the right hand and also the left hand.

SMOOTH-CUT[®]
CSC-1000
10" All-Purpose Shears

Smooth-Cut's ergonomic design works well with the right hand and also the left hand.

CSC-1200 (12") CSC-1000 (10") CSC-8001 (9") CSC-8000 (8")

CSC-TC0124P Stainless Steel Nipper



CSC-TC0122CB
Stainless Steel Nipper / Curved Blades



KRETZER 100% MADE IN GERMANY

K20 SMOOTH-CUT by Kretzer
Forged Tailors Shears, 10"



Also...

K22 Forged Tailors Shears, 12"

KRE772025
Upholstery & Textile, 10"



Also.....

KRE772020 Upholstery & Textile, 8"

KRE772030 Upholstery and & Textile, 12"

KRE764425 pinking **KRE773225** 10" Heavy Duty

KRE773725 10" Medium Duty One Blade Serrated

KRE774525
10" Extra-Heavy Duty
Tailor's Shear



Also.....

KRE774520 8" Extra-Heavy Duty Tailor's Shear

KRE774530 12" Extra-Heavy Duty Tailor's Shear

THREAD CLIPS

TC100 in five colors

KRE33611/9
Thread Snips, 4.5"




TC805 All Metal !




TC805B Plastic Handles



ATC114 All Metal !



TC801
in four colors



Wiss[®] W20
10" Bent Handle
Industrial Shears



Also... **W22** 12" Bent Handle Industrial Shears

WIDSN Wiss 8" Industrial Shears



MUNDIAL



M1890-1 9 1/2"
Cushion Soft 9 1/2"
Dressmaker Shears



M1860-1
8-1/2" Dressmaker with micro-serrated edge
and blue cushioned handle.




M1860-3
8-1/2" Ambidextrous Shears with micro-serrated edge
and red cushioned handle.
Ideal for cutting rope and cord.



M455-8
8" Industrial Bent Trimmers with
Nickel-Plated Blades



M426-8
8" Forged, high leverage utility
straight shears, knife edge,
nickel-plated



M420-10
10" all metal bent and coated handle made of carbon steel.
Light rubber coated handle grip. Honed cutting edges.
Fully hardened blades stand up to lots of sharpening.



Also.....
M422-12
12" version of above.




Keep your scissors sharp, economically,
with the **TWICE AS SHARP**
Standard scissors and knife sharpener

TWEEZERS

TWE6 Tweezers



TWE7 Tweezers (without ridges)



TWE3 Tweezers



SEAM RIPPERS

Made in Japan (except 111R) **115R**



112RW



111R



110R



109R



ELECTRIC CUTTERS

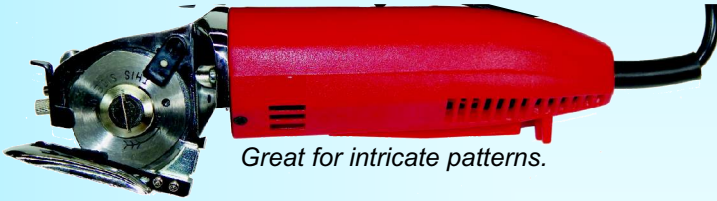
501P

Heavy Duty, Portable, Battery Operated Rotary Cutter Complete with heavy duty NiCad Battery Pack and temperature controlled Quick-Charge Charger



AS100

2" hex blade, 110 vac, 2.3 lbs. Sharpener, Blade guard.



Great for intricate patterns.

AS100LH


with Extra Long Handle



MB-50-C

Only 21 ounces, Has a 1-7/8" blade with a 7/16" cutting depth.

PORTABLE ELECTRIC ROTARY SHEAR 110 vac. (220v Spec. Ord.)



Cuts fabric with incredible ease and accuracy

918 Series:

Straight Knife Cutting Machines that use commonly available knives and parts. Great cutters that are easy to upkeep!

Model / Blade Size /Capacity

918-6" (4-1/2" - 110mm)

918-8" (6-1/2" - 160mm)

918-10" (8-1/2" - 210mm)

918-12" (10-1/2" - 266mm)



918-10" Black 750W

918MS Series:

Straight Knife Cutting Machines with **VARIABLE SPEED**

918MS-6" / 918MS-8" / 918MS-10"

Power: 1200 w. / 5.5 amps
Voltage: 110/220 vac.
Frequency: 50/60 hz. Single Phase
Speed: Variable up to 3600 rpm (depends on material)

Blades Available: 6", 8", 10"
Weight: @ 17.6 Kg (@ 38 lbs)



918MS-8

MB-90

3³⁵/₆₄" Round Knife Cutter
3/4" cutting depth
110VAC or 220VAC
5.5 lbs. (2.5 Kgs)

- Cuts light to tough materials such as leather, carpet, PVC, or plastic.
- Rollers in base for maneuverability
- Comfortable Grip
- Automatic stop when NOT pressed.
- High-Speed 8-sided Steel Blade
- High efficiency, low-heat motor
- Built in sharpener.



RC-280

Round Knife Cutter, eight-sided 3-15/16" blade, 1" cutting capacity, 110 or 220VAC, 3 Amps, 6.4 lbs.



515E-1



High Speed, Stand-Up, Round Knife Machine
3-1/2" blade,
11/16" cutting depth,
1/10 HP motor,
110vac (220 available)
4 lbs. 10 oz.
Built-in sharpener

CFC series

CONSEW
Foam & Rubber Cutting System



This is the **CFC-12** With its dual moving 12" blades. it can cut the thickest foam!

Available Sizes:

CFC-3"

CFC-5"

CFC-8"

CFC-12"

CUTTING ROOM ACCESSORIES AND SUPPLIES

Carmel Colored Chalk



- 3001WH WHITE
- 3001YE YELLOW
- 3001RD RED
- 3001BL BLUE
- 3001BK BLACK

Carmel Colored Pencils



WHITE RED
BLUE YELLOW
CARMEL COLORED PENCILS

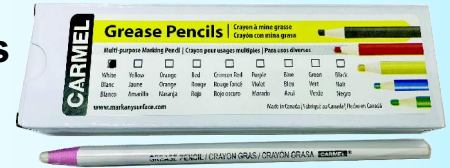
- D240 Blue / D241 Black / D243 Yellow / D249 Red
- D242 White

RabbitChalk®

• Unlike wax chalk, the mark completely fades away within 3 - 7 days (depending on the marking pressure, fabric, air temp. and humidity.)



Carmel Grease Pencils
D92 - White



NPT-10


Needle Point Tracer



PATTERN HOOKS
For hanging up your patterns

C14
for 1" Pipe

C15
for 1-1/2" pipe



L19 Tacker

We have Staples for the L19 tacker. 1/4", 3/8", 1/2"



©2024 Consew USA -0224

TWICE AS SHARP

Keep your scissors sharp, economically, with the **TWICE AS SHARP** Standard scissors and knife sharpener

Sharpen your scissor when you need it, without having to call someone, send it out or wait.

This high-quality scissor sharpening system from Wolff is perfect for anyone looking to restore their dull or damaged scissors back to their original sharpness. The standard model is designed with precision and durability in mind, making it an ideal choice for both personal and professional use. Featuring a sleek green design and manufactured in the United States, 110VAC.

Use it in business! The Twice as Sharp Sharpener is designed to make sharpening your customer's shears fast, easy, and precise.



©2024 Consew USA -0424

NEEDLES

We carry the full line of Schmetz and Groz-Beckert Needles.

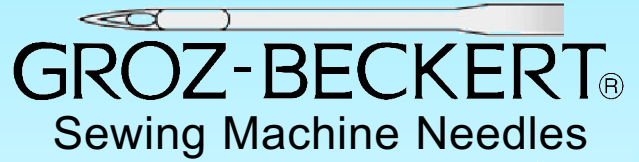


135X16 DIA
for leather



135X17
for fabric

These are the most popular sizes for upholstery machines. Of course, we stock the entire Schmetz line, so we will have whatever you need.



135X16 TRI
for leather



135X17
for fabric

Each box contains 100 needles.

These are the most popular sizes for upholstery machines. Of course, we stock the entire Groz-Beckert line, so we will have whatever you need.

All logos and names are the copyrighted property of their respective companies.

PARTS

Spare parts available for most machines. Just call!

18045 Bobbin Cases. We carry Towa, Koban and many other brands!



For side-loaded "M" style bobbins

Bobbins of all kinds "M" style bobbin



18034

Tension - complete



240446

SUG-1 SWING ARM GUIDE




PRESSER FEET for every machine

Complete line with multiple size available. Here are a few representative examples..



S32-1/4 set
Welt Feet



S95-1/4 set
Double Welt feet set



240517 240518
Left Toe Zipper Feet set



240158 240135
Right Toe Zipper Feet set



S85-1/4 set
Double Welt Feet set



S585L-1/4 2-piece set
S585-1/4 2-piece set
Presser feet with spring-loaded guides built in (Left and Right)



S514 set
Binding Folder Feet

CHAIRS for the SEWING INDUSTRY

High Quality Made in Europe

Casters optional except on CH-K15 which comes with casters.



CH-K12 Gray

Swivel chair made of upholstery with air lift



CH-K13

Swivel chair made of integral foam with air lift

X-WIDE

CH-K15

Extra High with Foot Rest



X-WIDE

Swivel chair made of integral foam with air lift, wheels and foot-rest



CH-K28

Wide and Push Extra comfortable, Swivel chair, Upholstered Gray with air lift.

X-WIDE

COOL-LITE® LED LAMPS

Rare Earth Neo Magnet mount on back

**Model: LED-5**

Power: 0.5 W
 LEDs: 5
 Voltage: AC110-240V
 Frequency: 50/60 Hz
 LED5 connects to motor switch
 LED-5P with AC plug
 Application: Any Sewing Machine,
 Mounts on machine just above the needle.
 Easy magnetic mount.

LED-5

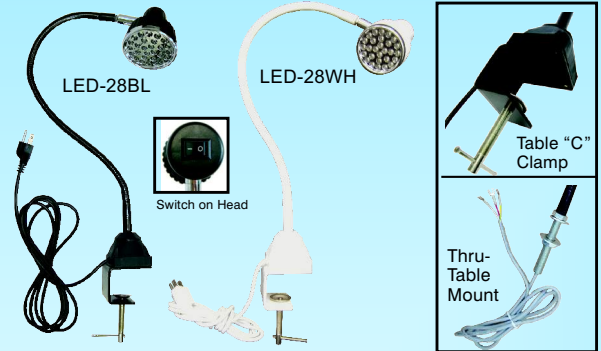
wired connection

LED-5D

w. dimmer and wired connection

LED-5P

with AC Plug



LED-28BL

LED-28WH




Switch on Head

Table "C" Clamp

Thru-Table Mount

LED-6D



LED-6

Magnetic mount on back of LED's

Model: LED-6

Power: 0.5W
 LEDs: 6
 Voltage: AC110-240V
 Frequency: 50/60 Hz
 Connects to: Motor Switch
 Application: Any sewing machine, mounts on machine just above the needle.

LED-6

wired connection

LED-6D

w. dimmer switch and wired connection

LED-28BL

Black, w. Table "C" Clamp and AC Plug

LED-28WH

White, w. Table "C" Clamp and AC Plug

LED-28D-BL Black, w. Dimmer

Switch, Table "C" Clamp and AC Plug

LED-28D-WH White, w. Dimmer

Switch, Table "C" Clamp and AC Plug

LED-28 and 28D's have:

29" Long Neck, 28 LEDs, use about 2 watts of power, AC voltage of 110V - 240V at 50/60 Hz frequency.
 Application: Any Sewing Machine & more
 Feature: Convenient on/off switch on light head
 Colors: Available in black (BL) or white (WH)

LED-28T-BL (or WH)

Black, w. Thru-Table Mount, Wire Connector lugs

LED-28T's have: 25.5" long neck, Wire lugs to connect to motor switch, Thru-Table Mount.

Colors: Black (LED-28T-BL) or White (LED-28T-WH)

Model: LED-10

Power: 0.5 W
 Voltage: AC110-240V
 Frequency: 50/60 Hz
 LED10 connects to motor switch
 LED-10P with AC plug
 Mounting: Strong Magnet
 Application: Any Sewing Machine
 Feature: Has convenient on/off switch on magnet mounting

LED-10

wired connection

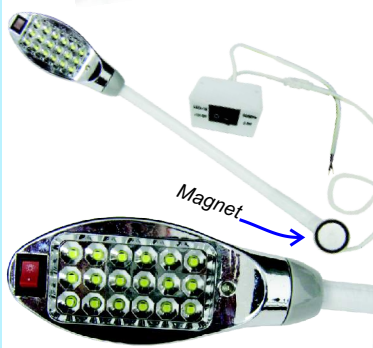
LED-10-220V**LED-10A**

has two LED-5 HEADS so you can put them in two different places. It has the wired connection

LED-10P

with AC Plug

Powerful Neo Magnet

**Model: LED-18B**

Power: 0.9 W
 LEDs: 18
 Voltage: AC110-240V
 Frequency: 50/60 Hz
 Connects to: Motor Switch
 Mounting: Strong Magnet
 Application: Any Sewing Machine
 Feature: Has convenient on/off switch on light head

LED-18B

wired connection

LED-50

with On/Off switch on head and AC Plug

Model: LED-50

Power: 3.0 W
 LEDs: 50
 Voltage: AC110-240V
 Frequency: 50/60 Hz
 Connects to: AC outlet
 Mounting: "C" clamp
 Application: Any Sewing Machine
 Feature: Has convenient on/off switch on light head

**Model: LED-20**


Power: 1.0 W
 LEDs: 20
 Voltage: AC110 - 240V
 Frequency: 50/60 Hz
 LED20 connects to motor switch
 LED-20P with AC plug
 Mounting: Strong Magnet
 Application: Any Sewing Machine
 Feature: Has convenient on/off switch on magnet mounting

LED-20

wired connection

LED-20-220V**LED-20P**

with AC Plug



Magnet



IRONS • STEAMERS • ALBATROSS • SPRAYWAY

SILVER STAR
INDUSTRIAL STEAM IRON

GRAVITY FEED IRONS

with Non-Stick Shoe, Water Bottle with Filter, Hose & Stand and Silicone Iron Rest



CES-94*

*Made Exclusively for Consew

ES-85

ES-90

ES-300



SB-400

Junior Boilers, Complete Set-Up

Made Exclusively for Consew



SB-250




SR-5000
Steamer



SR-8000
1300 watt Steamer



JIFFY 4000
Steamer



SPRAYWAY complete line available



ALBA CHEM

complete line available



1074



1654



1674



Shipping F.O.B. New Jersey except where indicated.
Specifications & prices subject to change without notice.
Not responsible for typographic errors.

©2024 Consew USA -0424

Note: The actual items may look different from the photos shown due to manufacturing updates, but the functionality remains the same.

MOTORS

CSM1000 Servo Motor
CSM1001 (with Synchronizer)




Complete Setup

Includes power cord and plug (not shown.)

- **VARIABLE SPEED**
- **NO NOISE** when machine is not running
- **NO VIBRATION** when machine is not running
- **DRAWS MINIMAL ELECTRICITY** when machine is not running
- Uses the same mounting holes as a clutch motor
- High Torque D.C. Electronic Servo Motor
- Starts-up at low speed
- Easy to adjust speed & motor direction with buttons
- No clutch disc
- Adjustable belt tightener
- Light weight
- Works well on heavy duty machines
- Motors with synchronizer can operate with or without the synchronizer

CONSEW

Needle Positioner (Synchronizer)



Note: Motors work with or without Synchronizer.

CSM550-1 ELECTRONIC SERVO MOTOR

550 Watts, 3/4 HP, 110 V, 60 Hz, 1-Phase, 0-4200 RPM



Adjustable Rotation (Forward/Reverse) Built-in Light Socket
Adjustable Speed (0 - 3600 r.p.m.)

- Energy efficient circuitry saves electricity costs
- Quiet operation, silent when in stopped position
- Uses the same mounting holes as a clutch motor
- High Torque D.C. Electronic Servo Motor
- Easy to adjust speed with the Control Knob
- Reversible with Switch
- Amco 3/4" shaft standard
- Switch, Cord and Plug included
- No clutch or brake disc required
- Vibration absorbing rubber motor mounts
- Lightweight: 30 lbs.
- Belt guard included
- Built-in 6V light socket

We have a full line of motors 3/4, 1, 1.35 HP, and in 220v.

OILS



SO-32 Lily White Oil (1 qt.)



Zoom Spout Oiler



SO Lily White Oil (1 gal.)



SuperLube


STAND & TABLE ACCESSORIES

259431 Bobbin Winder



FPL-2 thread stand

228776 thread stand




Mounts thru table



Mounts on table surface

V-Belts:

38V, 40V, 42V and other sizes available



333PD

Add this Plastic Storage Drawer underneath any table!

